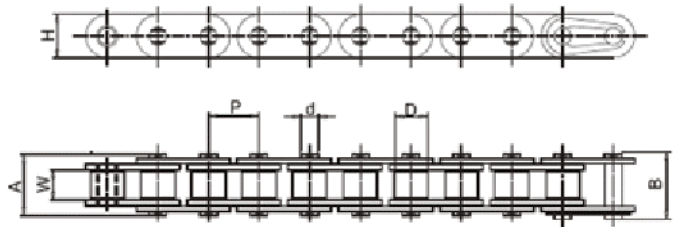




STRAIGHT SIDE PLATE CHAINS - EUROPEAN SERIES



STRAIGHT SIDE PLATE CHAINS - EUROPEAN SERIES

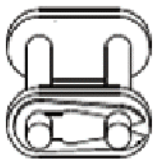


The straight side plate chains are identical to the corresponding European series standard chains except for the straight side plates. The chains have higher fatigue resistance than the standard chains.


SINGLE STRAND

Intl. Ref. No.	ROMBO Chain No.	Pitch (P)	Width between Inner Plates (W) (Min)	Roller Dia (D) (Max)	Bearing Pin Dia (d) (Max)	Plate Thickness	Width Over Bearing Pin (A) (Max)	Width Over Joint Fasteners (B) (Max)	Projected Bearing Area (Sq.cm)	Avg. Weight Per Metre (Kg)	Tensile Strength (KN) (Min)	Tensile Strength (KN) (Avg.)	Spares Availability
						(H) (Max)							
C08B	D083 01 ST 01	12.70	7.75	8.51	4.45	11.80	17.00	20.90	0.50	0.75	18.00	21.10	A,B,C,D
C10B	D101 01 ST 01	15.875	9.65	10.16	5.08	14.70	19.60	23.70	0.67	0.98	22.40	27.45	A,B,C,D
C12B	D120 01 ST 01	19.05	11.68	12.07	5.72	16.10	22.70	27.30	0.88	1.24	29.00	32.35	A,B,C,D
C12B	D120 01 ST 01	19.05	11.68	12.07	5.72	16.10	22.70	27.30	0.88	1.24	29.00	32.35	A,B,C,D
C16B	D160 01ST 01	25.40	17.02	15.88	8.27	24.10	36.10	41.50	2.07	3.30	60.00	70.60	A,B,C,D
	D160 01 ST 02	25.40	17.02	15.88	8.27	20.58	36.10	41.50	2.07	3.30	60.02	70.60	A,B,C,D
C20B	D200 01 ST 01	31.75	19.56	19.05	10.19	26.40	43.20	49.30	2.91	3.91	95.00	109.85	A,B,C,D
C24B	D240 01 ST 01	38.10	25.40	25.40	14.63	33.40	53.40	60.00	5.49	7.16	160.00	179.00	B,C,D
C28B	D280 01 ST 01	44.45	30.99	27.94	15.90	37.00	65.10	72.50	7.26	8.79	200.00	226.00	B,C,D
C32B	D320 01 ST 01	50.80	30.99	29.21	17.81	42.20	67.40	75.30	8.05	10.42	250.07	272.80	B,C,D

A




B



C




D



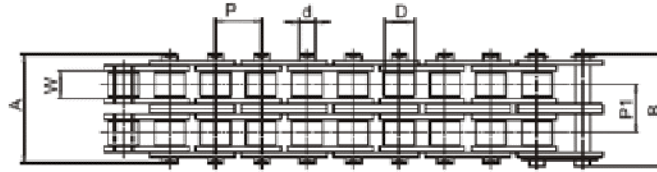
E



F



Spares E & F are available for all models



DOUBLE STRAND

Intl. Ref. No.	ROMBO Chain No.	Pitch (P)	Width between Inner Plates (W) (Min)	Roller Dia (D) (Max)	Bearing Pin Dia (d) (Max)	Plate Thickness		Width Over Bearing Pin (A) (Max)	Width Over Joint Fasteners (B) (Max)	Transverse Pitch (P1)	Projected Bearing Area Sq.cm	Avg. Weight Per Metre (Kg)	Tensile Strength (KN) (Min)	Tensile Strength (KN) (Avg.)	Spares Availability
						(H) (Max)	(H) (Max)								
C08B	D083 02 ST 01	12.70	7.75	8.51	4.45	11.80	31.00	34.90	13.92	13.92	1.00	1.44	32.00	32.00	A,B,C,D
C10B	D101 01 ST 01	15.875	9.65	10.16	5.08	14.70	19.60	23.70	16.59	0.67	0.98	22.40	27.45	27.45	A,B,C,D
C12B	D120 01 ST 01	19.05	11.68	12.07	5.72	16.10	22.70	27.30	19.46	0.88	1.24	29.00	32.35	32.35	A,B,C,D
C16B	D160 01ST 01	25.40	17.02	15.88	8.27	24.10	36.10	41.50	31.88	2.07	3.30	60.00	70.60	70.60	A,B,C,D
	D160 01 ST 02	25.40	17.02	15.88	8.27	20.58	36.10	41.50	31.88	2.07	3.30	60.02	70.60	70.60	A,B,C,D
C20B	D200 01 ST 01	31.75	19.56	19.05	10.19	26.40	43.20	49.30	36.45	2.91	3.91	95.00	109.85	109.85	A,B,C,D
C24B	D240 01 ST 01	38.10	25.40	25.40	14.63	33.40	53.40	60.00	48.36	5.49	7.16	160.00	179.00	179.00	B,C,D
C28B	D280 01 ST 01	44.45	30.99	27.94	15.90	37.00	65.10	72.50	59.56	7.26	8.79	200.00	226.00	226.00	B,C,D
C32B	D320 01 ST 01	50.80	30.99	29.21	17.81	42.20	67.40	75.30	58.55	8.05	10.42	250.07	272.80	272.80	B,C,D

TRIPLE STRAND

Intl. Ref. No.	ROMBO Chain No.	Pitch (P)	Width between Inner Plates (W) (Min)	Roller Dia (D) (Max)	Bearing Pin Dia (d) (Max)	Plate Thickness		Width Over Bearing Pin (A) (Max)	Width Over Joint Fasteners (B) (Max)	Transverse Pitch (P1)	Projected Bearing Area Sq.cm	Avg. Weight Per Metre (Kg)	Tensile Strength (KN) (Min)	Tensile Strength (KN) (Avg.)	Spares Availability
						(H) (Max)	(H) (Max)								
C08B	D083 01 ST 01	12.70	7.75	8.51	4.45	11.80	44.90	48.80	13.92	1.50	2.03	47.50	56.00	56.00	A,B,C,D
C10B	D101 01 ST 01	15.875	9.65	10.16	5.08	14.70	52.80	56.90	16.59	2.01	2.72	66.70	83.35	83.35	A,B,C,D
C12B	D120 01 ST 01	19.05	11.68	12.07	5.72	16.10	61.70	66.30	19.46	2.64	3.42	86.70	101.55	101.55	A,B,C,D
C16B	D160 01ST 01	25.40	17.02	15.88	8.27	24.10	99.00	105.30	31.88	6.21	8.83	160.00	202.80	202.80	A,B,C,D
	D160 01 ST 02	25.40	17.02	15.88	8.27	20.58	99.90	105.30	31.88	6.21	8.86	170.64	202.80	202.80	A,B,C,D
C20B	D200 01 ST 01	31.75	19.56	19.05	10.19	26.40	116.00	122.10	36.45	8.73	11.53	250.00	306.55	306.55	A,B,C,D
C24B	D240 01 ST 01	38.10	25.40	25.40	14.63	33.40	150.00	156.60	48.36	16.47	21.15	425.00	490.60	490.60	B,C,D
C28B	D280 01 ST 01	44.45	30.99	27.94	15.90	37.00	184.00	191.40	59.56	21.78	26.00	530.00	625.95	625.95	B,C,D
C32B	D320 01 ST 01	50.80	30.99	29.21	17.81	42.20	281.00	291.00	58.55	24.15	30.84	670.00	775.00	775.00	B,C,D

Spares E & F are available for all models